

## LiberoLight Invisible Induction

ITEM # \_\_\_\_\_

MODEL # \_\_\_\_\_

NAME # \_\_\_\_\_

SIS # \_\_\_\_\_

AIA # \_\_\_\_\_

**602400 (E3HDEIOS)**

Plug-in invisible Induction  
Holding Plate, squared,  
spacer included, mono  
zone, 650W

### Short Form Specification

#### Item No. \_\_\_\_\_

Plug-in 1 phase invisible induction holding plate. Patented solution. Suitable for consistent food warming. Can be discreetly installed under various non-metal surfaces (like marble, wood, quartz and more), up to 20 mm thick. Mandatory silicone spacer to protect the surface (included). Remote glass touch control panel and digital LED display. Power levels settings, from 1 to 20. Automatic pan recognition and rapid heat transfer directly to the pan. Suitable for pots and pans with diameter from 200 mm to 300 mm. IP23 water protection. Cord and plug included. Dishwasher-safe air filters.

### Main Features

- Perfectly suited for holding food, providing efficient and consistent warming.
- Automatic pan detection to transfer power only when pan is present.
- Patented solution.
- Mandatory silicone spacer to protect the surface while guaranteeing the induction technology efficiency.
- Discreet installation under your worktop (maximum 20mm thick), easily switching from a warming spot to a neutral surface.
- Compatible with a wide range of materials (except metals), including marble, wood, granite, dekton, quartz and much more.
- Remote glass control panel with capacitive touches for intuitive operations and easy cleaning.
- Digital display with LED indicators for enhanced visibility.
- Power level settings from 1 to 20.
- Self-diagnostics: an error code is displayed (Exxx) in case of dysfunction.
- Suitable for pot and pan with bottom diameter from 200 mm to 300mm.

### Construction

- IP23 protection index.
- Induction air filters easy to clean and remove for about weekly cleaning. Dishwasher safe.
- Cord and plug included.

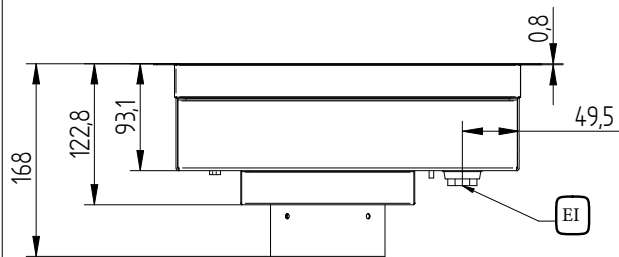
### Sustainability



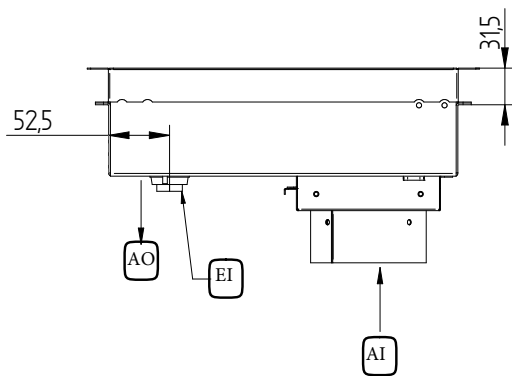
- This model is compliant with Swiss Energy Efficiency Ordinance (730.02).
- Rapid heat transfer directly to the pan, no heat is dispersed into the environment.

APPROVAL: \_\_\_\_\_

Front

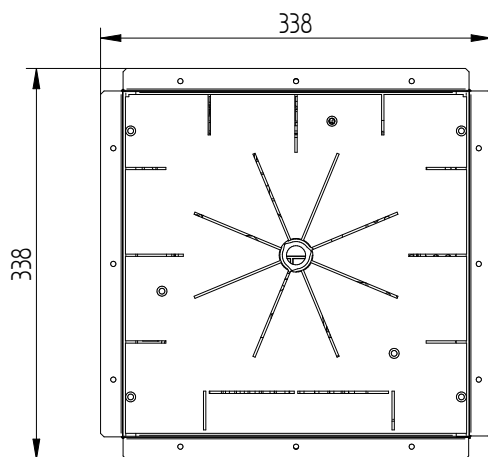


Side



EI = Electrical inlet (power)  
 EO = Electrical Outlet

Top



### Electric

Supply voltage:	220-240 V/1N ph/50/60 Hz
Total Watts:	0.65 kW
Plug type:	CE-SCHUKO
Minimum Circuit Ampacity (MCA):	16A

### Key Information:

External dimensions, Width:	340 mm
External dimensions, Depth:	340 mm
External dimensions, Height:	167 mm
Net weight:	4.8 kg